

# A Guide To Buying School Uniform

This guide is designed to help when purchasing a school uniform **online** ready for the start of the new academic year.

**1**

## PREPARE Your Order

Measure the child using our guide to help you, make a list of all the items you require and the sizes you need.

Our garment sizes are listed in inches.

**2**

## Purchase EARLY

Order **BEFORE 31st July** for online orders

Purchase your uniform in plenty of time. We recommend **May & June** is the best time to buy! This will give you time to return unwanted garments and reorder online if necessary.

Postage is currently **FREE** for orders over £29.00. Returns are also **FREE**. Simply email us for returns instructions (no printer required).

If you are uncertain on sizes, order more than one size and return the incorrect size! Buying early online allows you time to replace sizes and place any special orders in advance of the start of term.

**3**

## Do not risk leaving it TOO LATE!

Orders placed **after 31st July** for online orders are NOT guaranteed to get to you in time for start of school.

Despatch times in August are usually very long...

**BE SMART, BE PREPARED & SHOP EARLY**

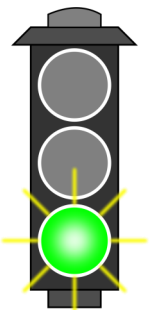
For help and support, please email us at [customerservices@uniform-direct.com](mailto:customerservices@uniform-direct.com)

# BE PREPARED—PLAN The Best Time To Buy

Our Traffic Light System below is a perfect guide to plan **when to buy** your School Uniform for the new school year.

- ✓ **Be Prepared** by measuring your child using the measuring guide.
- ✓ **Shop Early** to allow time for returns and re-ordering if needed.
- ✓ Enjoy a **Stress-Free Summer** knowing that Uniform and back to school is all done!

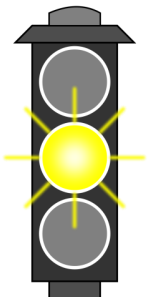
## THE BEST TIME TO BUY & When to avoid!



### **MARCH, APRIL, MAY & JUNE - the BEST time to buy**

We strongly recommend that you buy your School Uniform early and in advance of the school summer holidays. Buy with room for growth in mind and rest assured you can return and re-order sizes in good time before school starts in September — T's & C's apply.

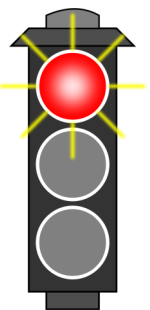
**Despatch times are FAST and Stock Availability is excellent**



### **JULY—before the school holidays start and before 31st July**

July is a busier month however we recommend that you purchase school uniform **before** school holidays start. Buy with room for growth in mind and rest assured that you have some time to return and re-order items before school starts in September — T's & C's apply

**Despatch times are slightly longer and Stock Availability is very good**



### **AUGUST & BEGINNING OF SEPTEMBER—please DO NOT leave it too late.**

#### **DO NOT risk Uniform selling out**

August & September are extremely busy months especially leading up to the start of the new School year. Sizes can sell out very fast so do not risk being unable to get your uniform in time. **PLEASE AVOID** shopping in the last month, especially the last 2 weeks of the school holidays, despatch times will be long and there is little chance to re-order in time.

**Despatch times can be in excess of 2 weeks and Stock Availability is limited.**

**Orders placed AFTER 31st July are not guaranteed to arrive for the start of the new school term.**

Please note: **Exchanges are not available.**

You may return your order for a **refund** and **re-order** replacement sizes/items online. See our T&C's for more information.

# BE PREPARED—Measuring Guide

Before ordering online, measure the child with a tape measure. Accurate measuring will reduce the likelihood of returning items due to incorrect sizing, please follow the guide below.

1

## Collar

Measure around the base of the neck, where the collar sits

2

## Chest

Place the tape close under the arms. Measure the chest at the fullest point

3

## Waist

Measure around the natural waistline (through the belly button)

4

## Hips

Measure around the bottom, at the fullest part

5

## Inside Leg

Measure from the crotch to the hem of the trousers

6

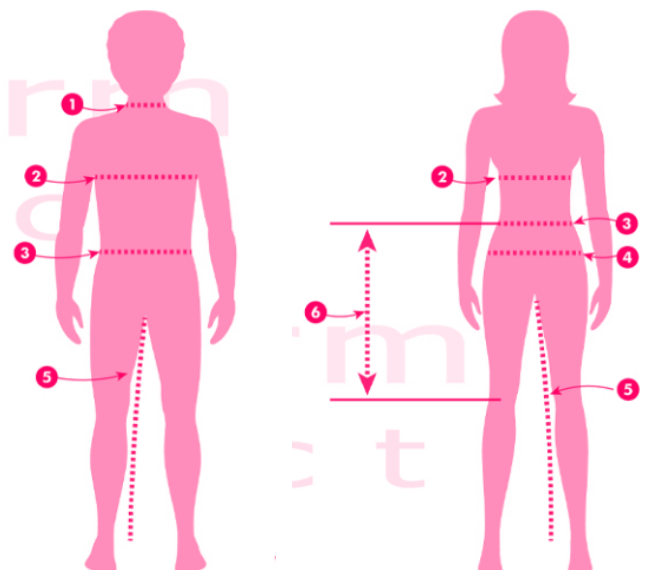
## Skirt Length

Measure from natural waistline to knee

### Measuring Top Tip!

#### Measuring Top Tips:

Measure all the way around the base of the neck at the measuring point highlighted above, leaving 2 finger gap between the tape and skin, for comfort.



# BE PREPARED—Measuring Guide

Our garment sizes reflect the size of the body the garment will fit in inches. For example, if the chest measures 32 inches, the blazer size 32 will fit. However, if you require a more roomier fit, select a size larger than size 32.

## Measuring Top Tip!

### Measuring Top Tips:

**Chest/ Waist / Hips**—Measure all the way round the body at the measuring points highlighted in the diagrams.

## NOTE YOUR CHILDS MEASUREMENTS BELOW

	INCHES
1. COLLAR (only needed for BOYS shirts)	
2. CHEST	
3. WAIST	
4. HIPS	
5. INSIDE LEG	
6. SKIRT LENGTH	

For help and support, please email us at [customerservices@uniform-direct.com](mailto:customerservices@uniform-direct.com)

## Measuring Top Tip!

### Measuring Top Tips:

Use a **flexible tape measure** for your measurements, these can be purchased from your local supermarkets or online.

